



Let's Get Started

BEGINNER LINER PMU TRAINING INFORMATION




TABLE OF CONTENTS

03
Meet Nicole

04
About Training

05
Day 1

06
Day 2

07
Day 3

08
Day 4

09
What you receive & other info

10
Testimonials

11
Booking your Training





HEY, I'M NICOLE

As the founder of Pro Artistry and a multi-award-winning cosmetic tattoo artist, I've spent years perfecting the art of enhancing natural beauty through bespoke brow, eyeliner, and lip tattooing. My work is all about precision, symmetry, and results that make people feel confident and empowered.

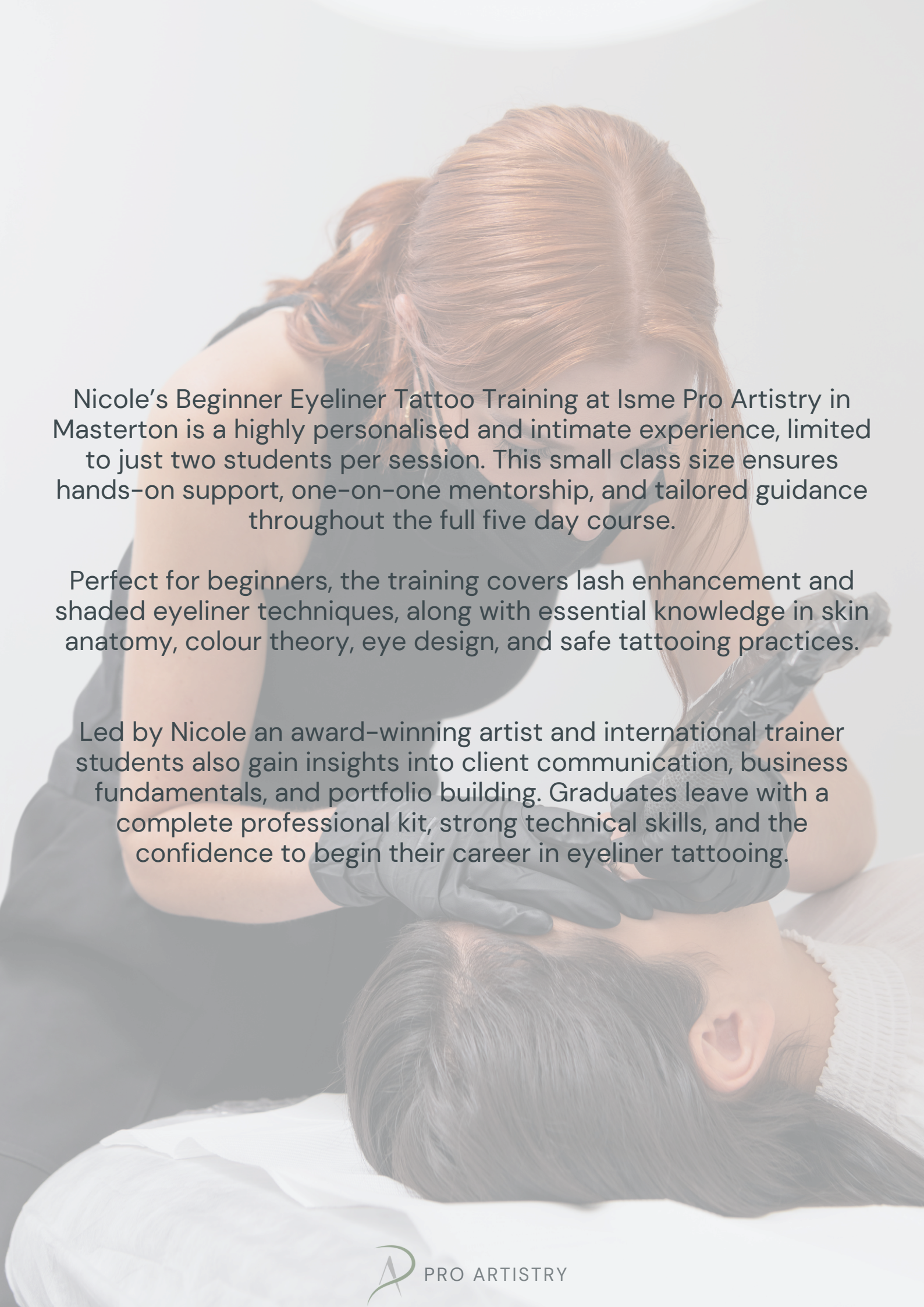
Now, I bring that same level of skill and passion into the training room—so you can benefit directly from my experience. Whether you're just starting out or looking to refine your techniques, my beginner and advanced courses are designed to give you more than just theory. You'll get practical, hands-on guidance, clear step-by-step processes, and the confidence to create beautiful, long-lasting results for your own clients.

My aim is to help you not only learn the skills, but to thrive in this incredible industry—building a career you're proud of and results you're known for.

Nicole Brown



PRO ARTISTRY



Nicole's Beginner Eyeliner Tattoo Training at Isme Pro Artistry in Masterton is a highly personalised and intimate experience, limited to just two students per session. This small class size ensures hands-on support, one-on-one mentorship, and tailored guidance throughout the full five day course.

Perfect for beginners, the training covers lash enhancement and shaded eyeliner techniques, along with essential knowledge in skin anatomy, colour theory, eye design, and safe tattooing practices.

Led by Nicole an award-winning artist and international trainer students also gain insights into client communication, business fundamentals, and portfolio building. Graduates leave with a complete professional kit, strong technical skills, and the confidence to begin their career in eyeliner tattooing.



DAY

01

WHAT TO EXPECT

Your first day sets the tone for your journey into permanent eyeliner tattooing. We begin by outlining your training goals and what to expect from the course. You'll dive straight into essential theory, starting with health and safety compliance, learning how to set up and sanitise your workstation to meet New Zealand standards. We explore skin anatomy specific to the eye area, including how skin types affect healed results. You'll learn how to assess client suitability, covering contraindications and eye-specific conditions. We then introduce colour theory and pigment selection for eyeliner, helping you confidently choose pigments suited to a range of skin tones and preferences. The day wraps up with an introduction to your professional kit, including the Spark tattoo machine, Hanafy pigments, and the tools you'll use throughout your training and career.



DAY

02

WHAT TO EXPECT

On Day 2, we focus on the tools and techniques behind beautiful eyeliner tattooing. You'll learn how to confidently handle your machine, adjust speed and pressure, and select the right needle configurations for lash enhancements and fuller eyeliners. A strong emphasis is placed on safe and effective eye stretching, precision control, and understanding eyelid anatomy. You'll practice your technique on paper and latex to develop steady hand movements, smooth shading, and consistent pigment implantation. We also cover client communication—how to carry out a professional consultation, explain aftercare, and manage expectations for eyeliner results.



PRO ARTISTRY



DAY

03

WHAT TO EXPECT

On Day 3, you'll focus on the eyeliner tattooing process with a live model.

Nicole will first demonstrate the full procedure, guiding you through the steps to create clean, precise lash enhancement. After observing her technique, you'll work on your own model with Nicole's hands-on support.

You'll also learn how to give clear aftercare instructions to ensure the best healed results. We'll finish the day with troubleshooting tips—learning how to identify and correct common issues for safe, beautiful outcomes every time.



DAY

04

WHAT TO EXPECT

Today is your biggest hands on day where everything you've learned comes together. You'll begin by deepening your understanding of fuller eyeliner techniques, focusing on design, needle control, pigment layering, and achieving smooth, blended results. Nicole will demonstrate a complete eyeliner procedure on a live model, walking you through every step from consultation and design to pigment selection and tattooing.

Then, it's your turn. You'll complete two live models today: one top and bottom eyeliner and one lash enhancement. Nicole will guide you closely through both, helping you refine your technique, feel confident, and work with precision. You'll also practice full consultations to reinforce your new skills.

To wrap up, you'll learn how to take professional photos and videos to start building your portfolio, and we'll cover key business foundations like client communication, retouch planning, and the healing process.

We'll finish the day with a personalised debrief, a celebratory graduation, and the presentation of your certificate, kit, workbook, and supplier list. Most importantly, you'll leave with confidence and a portfolio of four completed eyeliner models to launch your career.

WHATS INCLUDED?

We've packed this course with everything you need to launch your PMU career in eyeliner tattooing with confidence and clarity. Every student receives:

- A complete professional eyeliner tattoo kit, ready for your first clients
- Spark cosmetic tattoo machine – reliable, precise, and beginner-friendly
- Eyeliner pigments suitable for all skin tones
- Disposable supplies for your first 10 eyeliner procedures
- Design tools, needles, and latex skins for practice and precision
- Aftercare products to support smooth, safe healing
- A comprehensive eyeliner training workbook and curated supplier list
- An official Certificate of Completion
- Ongoing weekday support directly from Nicole for continued guidance
- Exclusive insights into Nicole's photo and video techniques to help you build your brand and create a strong, professional portfolio



WHO IS THIS FOR? PRICE & LOCATION

This training is perfect for;

- Beauty professionals wanting to expand their skills
- Beginners looking to start a PMU career
- Artists who value personal mentorship and in-depth training

The cost of this course is \$7,900 + GST

A \$1500 non-refundable deposit is required to secure your spot.

Payment plans are available

Your training will be held at 14 Perry Street, in our Masterton studio with a maximum of two students per course, creating a relaxed, hands-on, and personalised learning environment.



TESTIMONIALS



I RECENTLY COMPLETED A 2-DAY TRAINING IN AUCKLAND WITH NICOLE, FOCUSING ON LASH ENHANCEMENT AND SHADED LINER TECHNIQUES. NICOLE'S EXTENSIVE KNOWLEDGE AND EXPERIENCE IN THE PMU INDUSTRY ARE TRULY IMPRESSIVE. HER TEACHING STYLE IS CLEAR, STRUCTURED, AND INCREDIBLY SUPPORTIVE, MAKING COMPLEX TECHNIQUES ACCESSIBLE AND UNDERSTANDABLE, AND IN TURN I FELT A LOT MORE CONFIDENT WITH LEARNING THIS SERVICE. FOR ANYONE LOOKING TO ADVANCE THEIR SKILLS IN PERMANENT MAKEUP, I WHOLEHEARTEDLY RECOMMEND TRAINING WITH NICOLE. HER PROFESSIONALISM AND COMMITMENT TO EXCELLENCE MAKE HER AN OUTSTANDING MENTOR IN THE PMU WORLD.

-LISA WALKER



I COMPLETED EYELINER AND ADVANCED OMBRE TRAINING WITH NICOLE IN 2023. I HAVE TRAINED WITH A LOT OF TRAINERS BUT NONE WERE QUITE LIKE HER. SHE IS PATIENT, CARING AND IS SO PASSIONATE IT RUBS OFF!! NICOLE IS ALSO LEFT HANDED AND WHILE ONE WOULD THINK THAT WOULD POSE A PROBLEM, IT'S QUITE THE OPPOSITE... WHILE SHE WORKED I HAD A FULL UNOBSTRUCTED VIEW WHICH WAS AMAZING. WHEN IT WAS MY TURN TO TATTOO EYELINER (FOR THE FIRST TIME EVER!) I WAS CALM AND FOCUSED BECAUSE SHE MADE ME FEEL CALM AND NOT ONCE TOOK OVER OR SAID ANYTHING NEGATIVE AS WE ALL KNOW THAT CAN COMPLETELY RUIN A BEGINNERS CONFIDENCE. FROM THAT DAY ON SHE HAS CHECKED IN, SHE HAS SHARED MY WORK AND HAS BEEN THERE FOR ADVICE WHEN I NEED IT (WHICH WE DON'T OFTEN GET AS TRAINEES). I 1 MILLION PERCENT HIGHLY RECOMMEND NICOLE'S TRAINING TO ANYONE LOOKING INTO EYELINER TATTOOING.

-PMU BY SHON



DID A SHADED LINER MASTERCLASS AND FOUND NICOLE'S TEACHING STYLE AND COURSE CONTENT AMAZING, GOT SO MUCH OUT OF THIS, HIGHLY RECOMMEND, LOTS OF INFO, DEMOS AND TIPS TO TAKE AWAY WITH A GREAT COURSE KIT, INCLUDING MANUAL AND QUALITY PRODUCTS - WORTH EVERY MINUTE!

-NICOLA DRYER

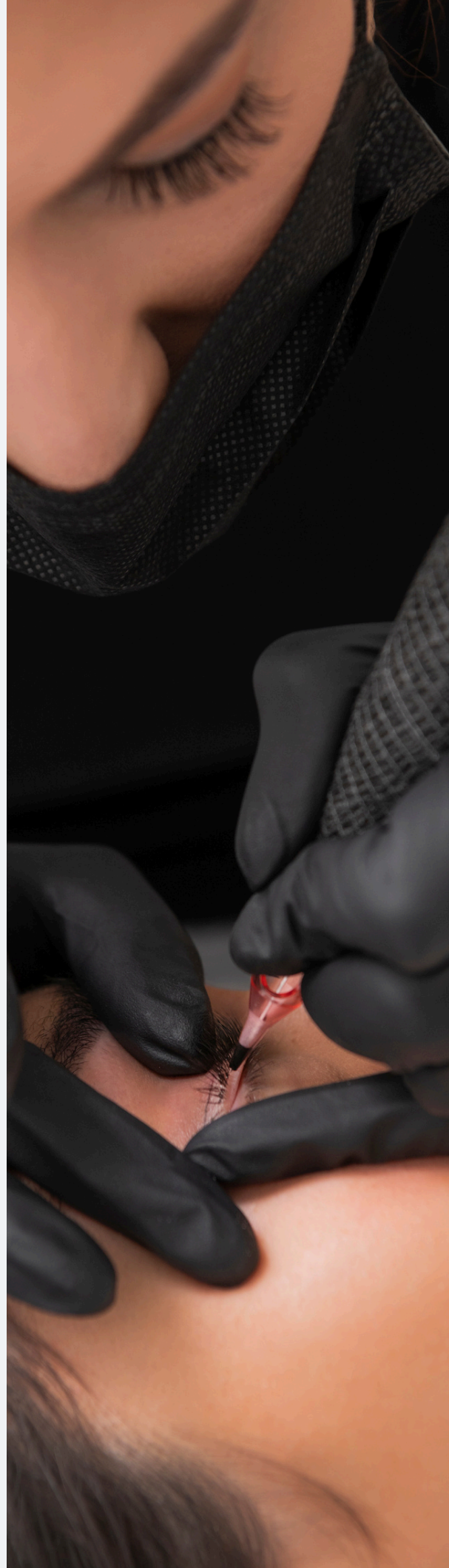
YOUR JOURNEY STARTS HERE

This isn't just a course—it's the beginning of an exciting, rewarding career in the world of permanent makeup. Whether you're dreaming of working from home, launching your own studio, or expanding your existing beauty services, this training gives you the skills, knowledge, and support to step into the industry with confidence.

Join Nicole for a hands-on, inspiring learning experience and take your first step toward a creative, flexible career doing what you love.

Spaces are limited—secure your place today.

We can't wait to welcome you to the world of cosmetic Tattooing.



EMAIL US TODAY TO BOOK YOUR PLACE!



EMAIL US TO FIND OUT OUR NEXT AVAILABLE
TRAINING DATES AND START YOUR CAREER IN
COSMETIC TATTOOING TODAY!

Nicole Brown

HELLO@PROARTISTRY.CO.NZ
WWW.PROARTISTRY.CO.NZ
@PRO.ARTISTRY_PMU

